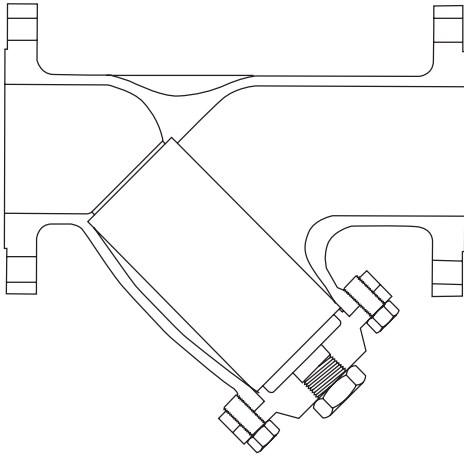


IFC Series YI25F, YI50F and Y250F Iron and Bronze Flanged Y-Strainers



Design Features:

- Ductile Iron strainers are complete with FF (Series YI25F) or RF (Series Y250F) flanges in accordance with ASME B16.1.
- Bronze strainers are complete with FF flanges in accordance with ASME B16.24.
- Strainer body meets applicable ASME Standard.
- One piece cast body.
- Strainers are equipped with bolted cover flange that utilizes a flat gasket seal.
- Upper and lower machined seats.
- 304 SS perforated screens are standard.
- Drain/Blow-off connection furnished with plug as standard.
- Generous screen area and properly proportioned straining chamber to minimize initial pressure drop while maximizing time between cleanings.

Parts List and Standard Materials

Part IFC Model	Ductile Iron YI25FDIB Sizes 2" to 12"	Cast Iron YI25FIB Sizes 14" & Up	Ductile Iron Y250FDIB Sizes 2" to 12"	Bronze YI50FBB Sizes 2" to 8"
Body	A395	A126-B	A395	B62
Cover	A395	A126-B	A395	B62
Screen ¹	304 SS	304 SS	304 SS	304 SS
Plug ²	A126-B	A126-B	A126-B	B62
Gasket ¹	Graphite	Graphite	Graphite	Non-asbestos
Bolt/Stud ²	A307-B	A307-B	A307-B	Nonferrous
Nut ²	A563	A563	A563	-

Upper Pressure Limits (Non-Shock)

IFC Model	Body Material	M.A.W.P. psig (Bars)
YI25FDIB	A395	200 (13.79)
YI25FIB	A126-B	200 (13.79)
YI50FBB	B62	225 (15.51)
Y250FDIB	A395	500 (34.47)

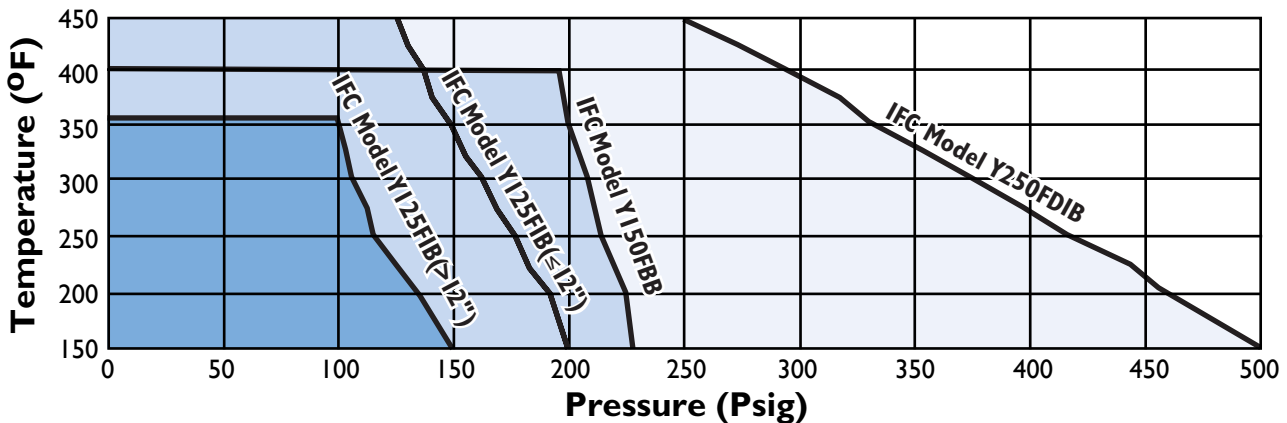
Lower Temperature Limits

Body Material	Lower Limit F (C)
A126-B, A395, B62	-20 (-28.9)

Notes: 1. Recommended Spares.

2. Materials of equivalent strength may be substituted at manufacturer's option.

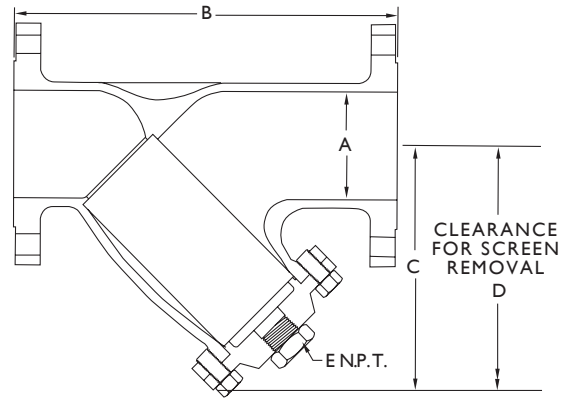
Pressure Temperature Chart (in accordance with ASME B16.1 and ASME B16.34)



Note: Max rating temperature for IFC Model YI50FBB limited by codes such as ASME B31.1, ASME B31.5, etc.

Standard Screens

Size range	Opening
2" - 3"	0.045 in.
50mm - 80mm	1.2 mm
4" & larger	0.125 in.
100mm & larger	3.2 mm



Dimensional Data (Bronze Class 150) Y150FBB

Size in (mm)	A in (mm)	B in (mm)	C in (mm)	D in (mm)	E NPT in (mm)	Weight Lb. (Kg.)
2"	2.00	8.63	5.25	7.5	1/2	20
50	51	219	133	191	15	9
2 1/2"	2.50	10.25	7.00	9.88	3/4	32
65	64	260	178	251	20	15
3"	3.00	11.63	7.69	10.88	3/4	36
80	76	295	195	276	20	16
4"	4.00	14.38	9.13	13.00	1 1/2	61
100	102	365	232	330	40	28
6"	6.00	18.63	13.00	18.38	2	160
150	152	473	330	467	50	73
8"	8.00	24.38	15.31	21.63	2	210
200	203	619	389	549	50	95

Dimensional Data (Iron Classes 125, 250) *use columns from chart above

	YI25	Y250	YI25	Y250	YI25	Y250	YI25	Y250	YI25	Y250	YI25	Y250
2"	2.00	2.00	8.88	8.88	6.00	6.50	8.50	9.13	1/2	1/2	22	28
50	51	51	226	226	152	165	216	232	15	15	10	13
2 1/2"	2.50	2.50	10.75	11.25	8.00	7.00	11.25	9.88	1	1	35	38
65	64	64	273	289	203	178	286	251	25	25	16	17
3"	3.00	3.00	11.50	11.63	8.75	8.00	12.25	11.25	1	1	43	54
80	76	76	292	295	222	203	311	286	25	25	20	24
4"	4.00	4.00	13.88	14.50	9.50	10.75	13.38	15.00	1 1/4	1	75	110
100	102	102	353	368	241	273	340	381	32	25	34	50
5"	5.00	5.00	16.38	17.38	11.50	13.50	16.13	19.00	1 1/4	1 1/4	115	160
125	127	127	416	441	292	343	410	483	32	32	52	73
6"	6.00	6.00	18.50	18.75	12.63	16.25	17.69	22.75	1 1/2	1 1/2	154	224
150	152	152	470	476	321	413	449	578	40	40	70	102
8"	8.00	8.00	21.38	21.88	16.38	19.50	23.00	27.75	1 1/2	1 1/2	243	468
200	203	203	543	556	416	495	584	692	40	40	110	212
10"	10.00	10.00	26.00	27.25	19.00	21.25	26.70	29.75	2	2	390	590
250	254	254	660	692	483	540	678	756	50	50	177	268
12"	12.00	12.00	30.00	31.38	22.00	25.00	31.00	35.00	2	2	650	890
300	305	305	762	797	559	635	787	889	50	50	295	404
14"	14.00	-	37.38	-	29.00	-	41.00	-	2	-	815	-
350	356	-	949	-	737	-	1041	-	50	-	370	-
16"	16.00	-	42.50	-	33.00	-	46.00	-	2	-	1224	-
400	406	-	1080	-	838	-	1168	-	50	-	555	-

General:

- For further optional features see page 19.
- Other perforations and screen materials available. Please see page 20.
- For pressure loss information see page 21 and 23.
- For ordering information please see page 30.
- Dimensions shown are subject to change. Contact factory for certified prints when required.