

FRP SERIES

Fibreglass Reinforced Plastic Cartridge Filter Housings

- Universal
- Housings accepts industry standard double open end style cartridges

Up to 100psig (10.3bar) @ 150°F (65.6°C)
standard design pressure with a safety factor of 4.



SUITABLE USES



Desalination



Chemical



Water



Marine



Equipment

MEDIA Accepts multiple 30", 40", 50" or 60" cartridges.
Housings accepts industry standard double open end style cartridges.
**Models can be designed to accept single open end cartridges.*

DESIGN PRESSURE 100psig (10.3bar) @ 150°F (65.6°C)

AVAILABLE MATERIALS Steel components available in stainless steel 304 or 316 for models above FRP30

ADDITIONAL FEATURES Swing bolt closure allows for quick element change out
Vessel material has a longer life expectancy when dealing with corrosive liquids, such as; sea water and brackish water.

Custom sizes, configurations, materials of construction and other options may be available. Please contact Fil-Trek

For drawings, flow charts, custom applications and filter cartridge information please visit Fil-Trek.com

FRP SERIES

Fibreglass Reinforced Plastic Cartridge Filter Housings

- Universal
- Housings accepts industry standard double open end style cartridges



HOUSING SPECIFICATIONS



*Indicates standard configuration

Inlet/Outlet	1" Flange -18" Flange*
Dirty Drain	2" Flanged*
Clean Drain	2" Flanged*
Vent	1"-2" Flanged*
Body Material	FRP – Fibreglass Reinforced Plastic (vinyl-ester resin)*
External Finishing	Blue Exterior Paint* Custom Paint Available
External Steel Components	SS316
External Bolting	SS304/B7

MODEL FLOW RATES

MODEL	# OF 2.5" FILTERS	MAX FLOW RATE GPM	DESIGN	CLOSURE
FRP10-008-4-3F	8	160	Flat Top/Flat Bottom	Thru-Bolt
FRP14-018-4-4F	18	360	Flat Top/Domed Bottom	Swing Bolt
FRP18-030-4-6F	30	600	Domed Top/Domed Bottom	Swing Bolt
FRP24-056-4-8F	56	1120	Domed Top/Domed Bottom	Swing Bolt
FRP36-132-4-12F	132	2640	Domed Top/Domed Bottom	Swing Bolt
FRP48-250-4-16F	250	5000	Domed Top/Domed Bottom	Swing Bolt
FRP60-400-4-20F	400	8000	Domed Top/Domed Bottom	Swing Bolt

Flow rates based on water at 5gpm/10" (assuming 40" cartridges). Actual Flow rate is dependent on fluid viscosity, cartridge micron rating, contaminant and type of media.



MATERIAL OF CONSTRUCTION

MATERIAL OF CONSTRUCTION	MAX. OPERATING PRESSURE	MAX. DESIGN TEMPERATURE



55 Stafford Court, Cambridge, ON N1T 1B3 P (519) 623-7448 F (519) 623-8807

For more information, e-mail: info@fil-trek.com or visit Fil-Trek.com

FRP SERIES

Fibreglass Reinforced Plastic Cartridge Filter Housings

- Universal
- Housings accepts industry standard double open end style cartridges



HOUSING OPTIONS

*Indicates standard configuration

Configuration A – Side in/side out*

Options

O-Ring Options (-) – Buna-N*

ED – EPDM
VI – Viton
SI – Silicone

Leg Options LT – Leg Tabs

(std for FRP08-FRP12)*
AI – Angle Iron Legs
(std for FRP14 and larger)*

Head Lift Options Handles (std FRP08 to FRP24)*

Mechanical Davit
(std FRP30 and larger)*
K3 – Hydraulic Jack, Side Davit
Other headlift options available,
please contact factory.

Filter Configuration E1 – Double Open End*

Options

External Steel Attachments ATS4 – SS304*

ATS6 – SS316

Bolting Options B1 – B7 Bolting*

B3 – B8 Bolting
B4 – B8M Xylan Coated

Other Options Skid Mounting

Duplexing

Accessories Direct Reading Gauge

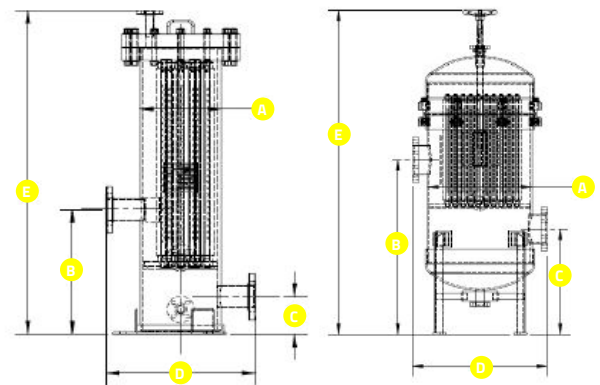
DP Gauge
Safety Relief Valves
Vent Valves
Drain Valves
Air Eliminator

FRP08 TO FRP24 MODEL DIMENSIONAL DETAILS

MODEL	SHIPPING WEIGHT (LBS)	A	B	C	D	E
FRP10-008-4-3F	155	11"	20"	6"	22"	62 ¹ / ₁₆ "
FRP14-018-4-4F	265	15"	18"	6"	28"	59 ⁷ / ₁₆ "
FRP18-030-4-6F	300	18 ¹ / ₂ "	20"	8"	30"	64 ¹ / ₁₆ "
FRP24-056-4-8F	340	24 ¹ / ₂ "	20"	8"	36"	65 ¹ / ₁₆ "
FRP36-132-4-12F	700	38"	64"	34"	48"	110"
FRP48-250-4-16F	1750	50"	70"	40"	70"	122"
FRP60-400-4-20F	5040	62"	74"	46"	82"	138"

CHART LEGEND

- A OUTSIDE DIAMETER
- B FLOOR TO INLET
- C FLOOR TO OUTLET
- D FACE TO FACE
- E OVERALL HEIGHT



- vs SS316
- vs Lined Vessels
- vs Duplex Steel

FRP SERIES

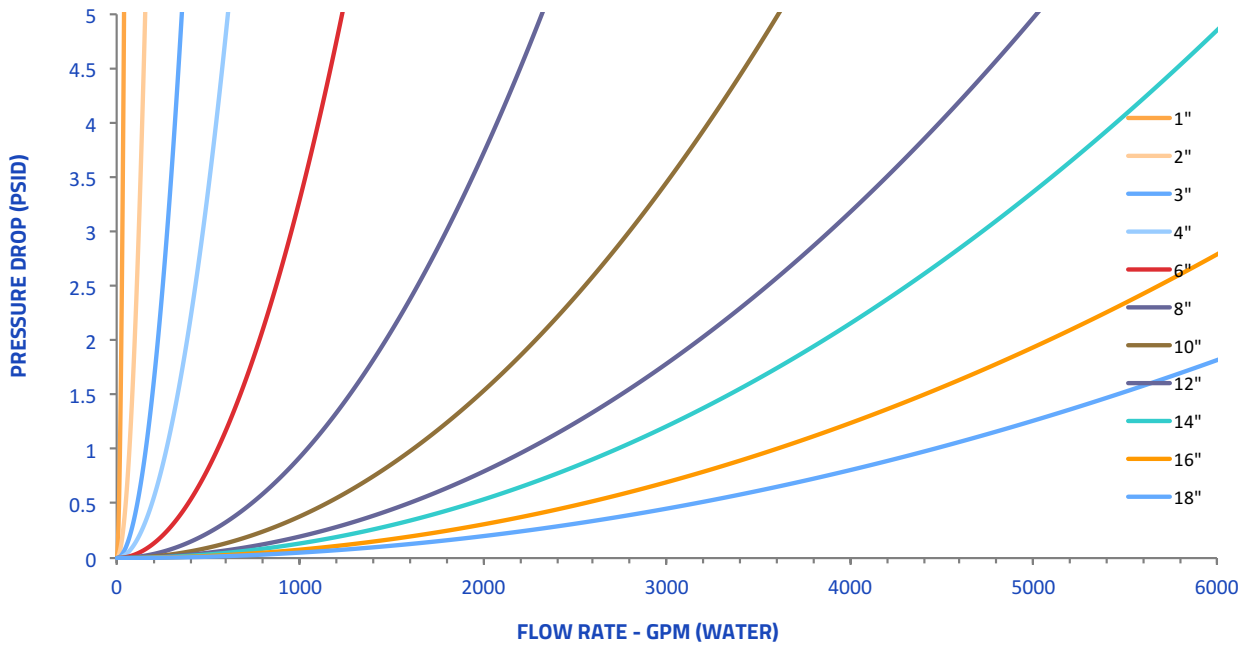
Fibreglass Reinforced Plastic
Cartridge Filter Housings

- Universal
- Housings accepts industry standard double open end style cartridges



FLOW CHART

HOUSING PRESSURE DROP vs LIQUID FLOW RATE



PRODUCT NOMENCLATURE

FRP	48	250	4	16F	-
MODEL	HOUSING DIAMETER	# OF FILTERS	LENGTH	CONNECTION TYPE	OPTIONS
FRP - ASME CODE	See Table	See Table	3 - 30 4 - 40 5 - 50 6 - 60	See Table	See Housing Options