

Design Features:

- Inlet/outlet connections are FF flanged in accordance with ASME B16.1.
- Four individual operated butterfly valves (IFC series BI125W/L) are used to divert and isolate flow.
- 304 SS perforated screens are standard.
- Cast components.
- Quick opening clamp covers (MAWP 50 psig) are optional.
- Drain connections furnished with plug as standard.
- Inexpensive construction and quick delivery.

Parts List and Standard Materials

Part	Description	Specifications
Basket Strainers x 2	IFC Model BI25FIBI or BI25FICI Screen 1: Cover Gasket 1:	ASTM A126-B Type 304 SS Graphite
Butterfly Valves x 4	IFC Series BI125W/L Seat: Disc:	ASTM A126-B EPDM or Buna-N 316 SS, Bronze or Ductile Iron.
Flanged Fittings x 4	Cast Iron	ASTM A126-B
Hardware:	Carbon Steel	ASTM A193-B7, A194-2H
Gaskets	Rubber	

- Notes:**
1. Recommended Spares.
 2. Consult the IFC "Simplex Basket Strainer" and "Butterfly Valve" brochures for detailed information on these items.

Upper Pressure Limits (Non-Shock)

Size	M.A.W.P.
5" - 12" (125mm - 300mm)	200 psig.

Upper Pressure Limits (Non-Shock)

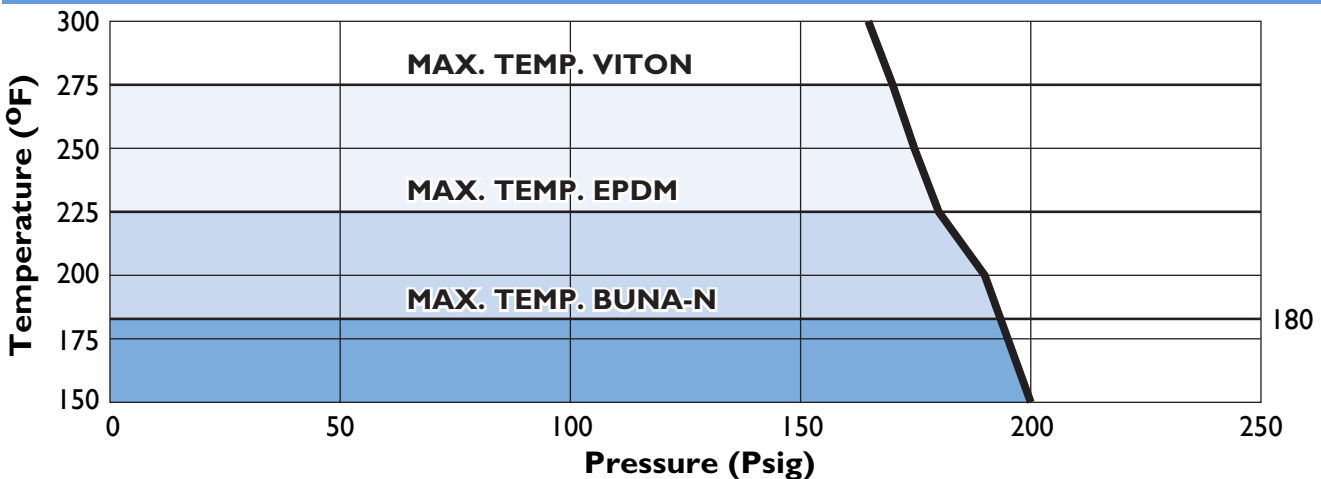
Body Material	Lower Limit μ F (μ C)
A126-B	-20 (-28.9)

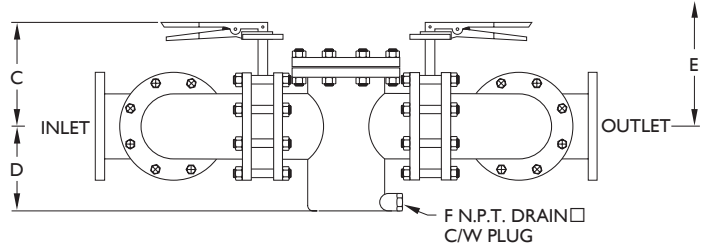
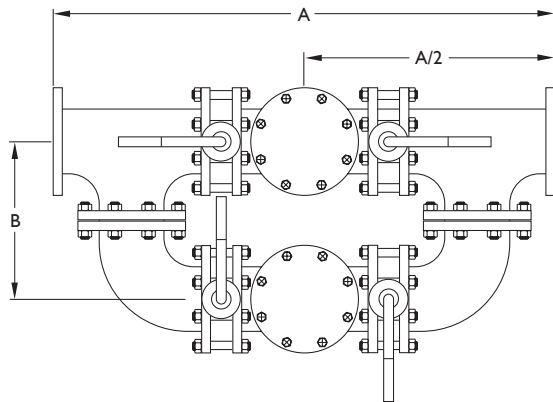
Upper Pressure Limits (Non-Shock)

Substance	Upper Limit
Fluids	30 Ft/s (10 m/s)
Gases	200 Ft/s (65 m/s)

Notes: For greater velocities consult factory.

IFC Series DBI25 Pressure Temperature Chart (Using IFC BI125W/L Butterfly Valves)





Standard Screens

Size Range	Opening	Gauge Thickness
5" - 8" (125mm - 200mm)	0.125 in. (3.2mm)	22
10" - 12" (250mm - 300mm)	0.125 in. (3.2mm)	16

Dimensional Data

Size in. (mm)	A in. (mm)	B in. (mm)	C in. (mm)	D in. (mm)	E in. (mm)	F NPT in. (mm)	Weight Lb. (kg.) Cover	Unit
5" 125	47.38 1203	15.13 384	6.63 168	8.00 203	21.25 540	1 25	20 9	725 329
6" 150	51.00 1295	16.13 410	7.00 178	8.62 219	22.62 575	1 25	26 12	800 363
8" 200	61.00 1549	18.13 461	9.25 235	11.75 298	30.25 768	1½ 40	45 20	1400 636
10" 250	69.25 1759	22.13 562	10.75 273	13.75 349	35.25 895	1½ 40	70 32	1850 840
12" 300	79.25 2013	24.13 613	13.38 340	16.38 416	43.13 1096	2 50	110 50	3300 1497

Notes: 1. Strainers may be supplied with 50 psig clamped covers. Please contact factory.
2. Vents and differential connections are optional.

General:
1. For further optional features see pages 21-22.
2. Other perforations and screen materials available. Please see page 24.

3. For pressure loss information see page 25.
4. For ordering information please see page 38.
5. Dimensions shown are subject to change. Contact factory for certified prints when required.